

© International Baccalaureate Organization 2021

All rights reserved. No part of this product may be reproduced in any form or by any electronic or mechanical means, including information storage and retrieval systems, without the prior written permission from the IB. Additionally, the license tied with this product prohibits use of any selected files or extracts from this product. Use by third parties, including but not limited to publishers, private teachers, tutoring or study services, preparatory schools, vendors operating curriculum mapping services or teacher resource digital platforms and app developers, whether fee-covered or not, is prohibited and is a criminal offense.

More information on how to request written permission in the form of a license can be obtained from <https://ibo.org/become-an-ib-school/ib-publishing/licensing/applying-for-a-license/>.

© Organisation du Baccalauréat International 2021

Tous droits réservés. Aucune partie de ce produit ne peut être reproduite sous quelque forme ni par quelque moyen que ce soit, électronique ou mécanique, y compris des systèmes de stockage et de récupération d'informations, sans l'autorisation écrite préalable de l'IB. De plus, la licence associée à ce produit interdit toute utilisation de tout fichier ou extrait sélectionné dans ce produit. L'utilisation par des tiers, y compris, sans toutefois s'y limiter, des éditeurs, des professeurs particuliers, des services de tutorat ou d'aide aux études, des établissements de préparation à l'enseignement supérieur, des fournisseurs de services de planification des programmes d'études, des gestionnaires de plateformes pédagogiques en ligne, et des développeurs d'applications, moyennant paiement ou non, est interdite et constitue une infraction pénale.

Pour plus d'informations sur la procédure à suivre pour obtenir une autorisation écrite sous la forme d'une licence, rendez-vous à l'adresse <https://ibo.org/become-an-ib-school/ib-publishing/licensing/applying-for-a-license/>.

© Organización del Bachillerato Internacional, 2021

Todos los derechos reservados. No se podrá reproducir ninguna parte de este producto de ninguna forma ni por ningún medio electrónico o mecánico, incluidos los sistemas de almacenamiento y recuperación de información, sin la previa autorización por escrito del IB. Además, la licencia vinculada a este producto prohíbe el uso de todo archivo o fragmento seleccionado de este producto. El uso por parte de terceros —lo que incluye, a título enunciativo, editoriales, profesores particulares, servicios de apoyo académico o ayuda para el estudio, colegios preparatorios, desarrolladores de aplicaciones y entidades que presten servicios de planificación curricular u ofrezcan recursos para docentes mediante plataformas digitales—, ya sea incluido en tasas o no, está prohibido y constituye un delito.

En este enlace encontrará más información sobre cómo solicitar una autorización por escrito en forma de licencia: <https://ibo.org/become-an-ib-school/ib-publishing/licensing/applying-for-a-license/>.

Biology
Higher level
Paper 2

Wednesday 19 May 2021 (morning)

Candidate session number

2 hours 15 minutes

--	--	--	--	--	--	--	--	--	--

Instructions to candidates

- Write your session number in the boxes above.
- Do not open this examination paper until instructed to do so.
- Section A: answer all questions.
- Section B: answer two questions.
- Answers must be written within the answer boxes provided.
- A calculator is required for this paper.
- The maximum mark for this examination paper is **[72 marks]**.



Section A

Answer **all** questions. Answers must be written within the answer boxes provided.

- Mitosis in cancerous tissues is uncontrolled and the number of cells undergoing mitosis increases exponentially. Rapidly dividing cells in root tips can be used as a model for studying the effects of anticancer drugs. Aqueous extracts of the fruit of avocado (*Persea americana*) and the leaves of crepe jasmine (*Tabernaemontana divaricata*) have been shown to be toxic to some human cancer cell lines. Root tips of the broad bean (*Vicia faba*) were exposed to these aqueous plant extracts over a range of concentrations.

The mitotic index is the percentage of cells examined undergoing mitosis. The table shows the numbers of broad bean root cells examined and the mitotic indices over a range of plant extract concentrations.

Extract concentration / ppm	Avocado (<i>P. americana</i>)		Crepe jasmine (<i>T. divaricata</i>)	
	Number of cells examined	Mitotic index / %	Number of cells examined	Mitotic index / %
Control	3017	8.30	3017	8.30
100	3516	8.08	3000	8.00
1250	3450	7.68	3076	6.83
2500	4322	6.94	3089	6.31
5000	4200	4.29	3014	4.90
10 000	4023	3.11	3020	4.00
20 000	3697	2.11	3009	3.72

[Source: Republished with permission of SPRINGER-VERLAG DORDRECHT, from Do cancer cells in human and meristematic cells in plant exhibit similar responses toward plant extracts with cytotoxic activities?, *Cytotechnology*, Noha S. Khalifa, Hoda S. Barakat, Salwa Elhallouty, Dina Salem, Volume 67, 2015; permission conveyed through Copyright Clearance Center, Inc.]

- Calculate the number of cells undergoing mitosis using 100ppm of crepe jasmine extract.

[1]

.....

- Describe the effect of avocado extract on mitotic index.

[1]

.....

.....

(This question continues on the following page)



20EP02

(Question 1 continued)

- (b) Compare and contrast the effect of increasing extract concentration on the mitotic indices for the two plant extracts.

[3]

.....

.....

.....

.....

.....

.....

(This question continues on the following page)

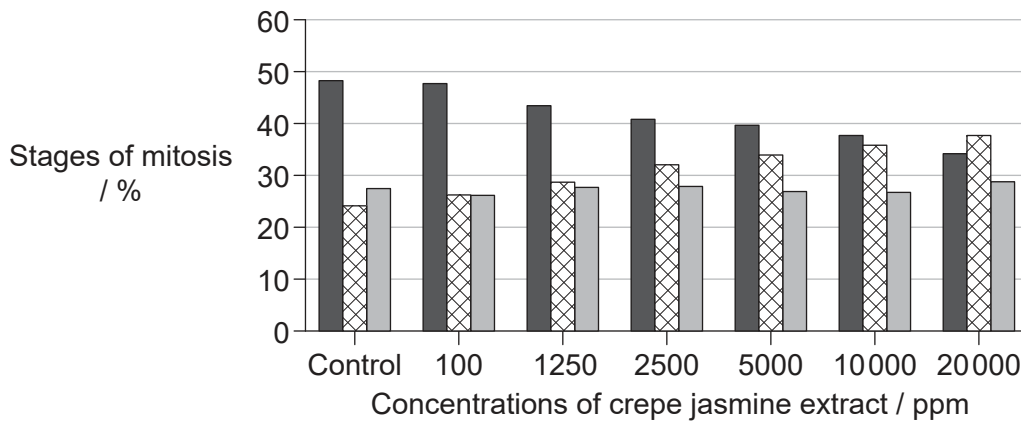
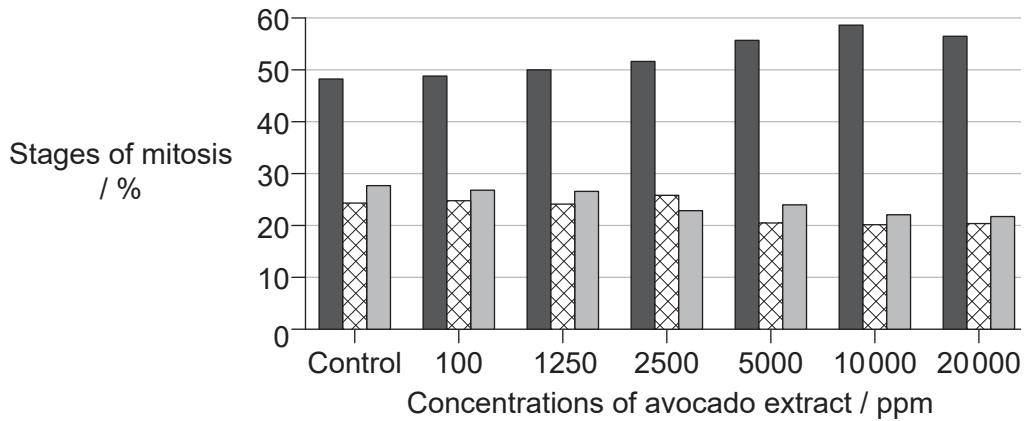


20EP03

Turn over

(Question 1 continued)

The percentage of cells in different stages of mitosis in the root tips was also recorded.



Key: ■ prophase ▨ metaphase ■ anaphase and telophase

[Source: Republished with permission of SPRINGER-VERLAG DORDRECHT, from Do cancer cells in human and meristematic cells in plant exhibit similar responses toward plant extracts with cytotoxic activities?, *Cytotechnology*, Noha S. Khalifa, Hoda S. Barakat, Salwa Elhallouty, Dina Salem, Volume 67, 2015; permission conveyed through Copyright Clearance Center, Inc.]

(c) Outline the effect of avocado extract concentration on the percentage of cells in the different stages of mitosis.

[2]

.....

.....

.....

.....

(This question continues on the following page)



20EP04

(Question 1 continued)

- (d) Using both the table of mitotic indices and the bar charts, deduce whether these extracts contain chemicals that block mitosis in broad bean root tips.

[3]

.....

.....

.....

.....

.....

.....

(This question continues on the following page)

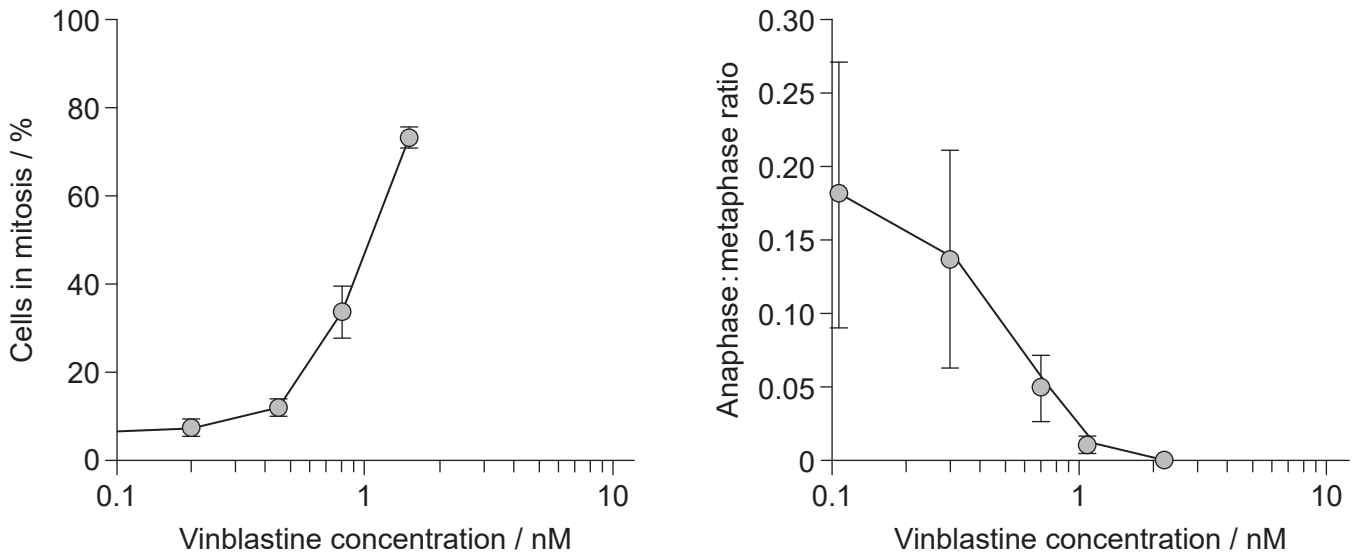


20EP05

Turn over

(Question 1 continued)

The mechanism of action of vinblastine, an anticancer drug, was investigated over a range of concentrations. Vinblastine is an alkaloid isolated from the periwinkle plant (*Catharansus roseus*). The percentage of cells in mitosis and ratio of anaphase to metaphase in cells exposed to this drug *in vitro* for a fixed time were recorded. The data are displayed in two graphs.



[Source: Republished with permission of American Society for Pharmacology and Experimental Therapeutics, from Mechanism of Mitotic Block and Inhibition of Cell Proliferation by the Semisynthetic Vinca Alkaloids Vinorelbine and Its Newer Derivative Vinflunine, *Molecular Pharmacology*, Vivian K. Ngan, Krista Bellman, Bridget T. Hill, Leslie Wilson and Mary Ann Jordan, Volume 60, Issue 1, 2001; permission conveyed through Copyright Clearance Center, Inc.]

- (e) By referring to both graphs, evaluate the hypothesis that vinblastine targets cells in mitosis and prevents them from completing the process.

[3]

.....

.....

.....

.....

.....

.....

(This question continues on the following page)



(Question 1 continued)

- (f) Some anticancer drugs inhibit mitosis by blocking the formation of the spindle. Suggest **one** other way in which vinblastine could block mitosis.

[1]

.....
.....

- (g) Discuss **one** advantage and **one** disadvantage of using plant tissue to investigate drugs intended to treat cancer in humans.

[2]

Advantage:

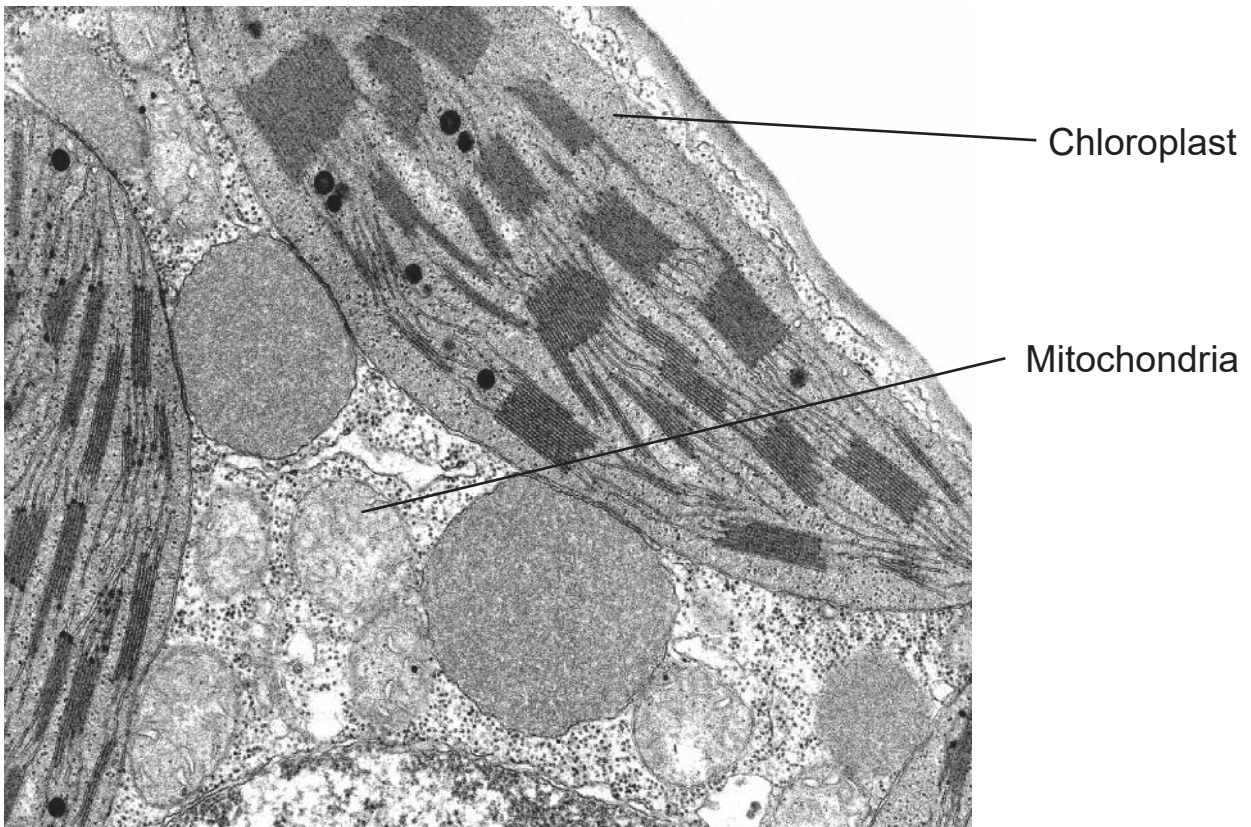
Disadvantage:



20EP07

Turn over

2. The image shows part of a plant cell with a chloroplast in close proximity to mitochondria.



(a) State **two** structural similarities between mitochondria and chloroplasts. [2]

1.
2.

(b) Compare and contrast mitochondria and chloroplasts in terms of the substrates they use and the products they produce. [2]

.....
.....
.....
.....

(This question continues on the following page)



(Question 2 continued)

- (c) Outline how the compounds produced by chloroplasts are distributed throughout the plant.

[3]

.....

.....

.....

.....

.....

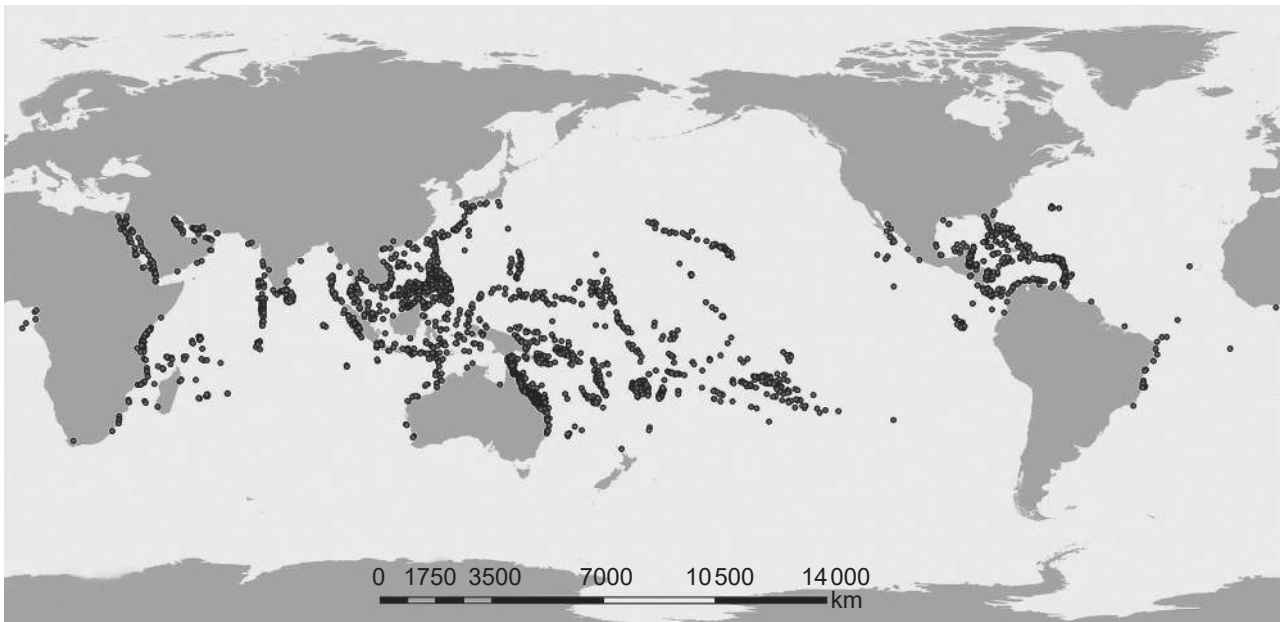
.....



20EP09

Turn over

3. The map shows the widespread distribution of coral reef ecosystems (indicated by black dots) in the world's oceans. Death of coral reefs is related to increasing atmospheric carbon dioxide concentrations.



- (a) Explain how increased atmospheric carbon dioxide concentrations can lead to coral death.

[2]

.....

.....

.....

.....

(This question continues on the following page)



20EP10

(Question 3 continued)

- (b) The image shows part of the food web for a coral reef. Lines show the relationships for energy between organisms in the web.

Removed for copyright reasons

- (i) Identify the trophic level of the detritivore, based on this food web. [1]

.....

- (ii) Detritus accumulates on coral reefs damaged by ocean acidification. Suggest **two** possible impacts of an increase in detritus on the organisms in this food web. [2]

.....
.....
.....
.....



4. (a) Plasma cells secrete antibodies against specific antigens. Outline how plasma cells become activated. [3]

.....

.....

.....

.....

.....

.....

- (b) A hybridoma is a cell produced by the fusion of a plasma cell with a tumour cell. Explain the advantages of using hybridoma cells in the production of monoclonal antibodies. [2]

.....

.....

.....

.....

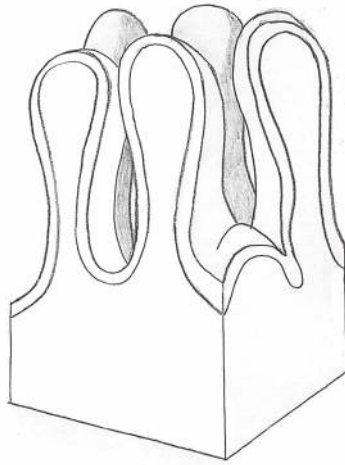
- (c) State **one** use of monoclonal antibodies. [1]

.....

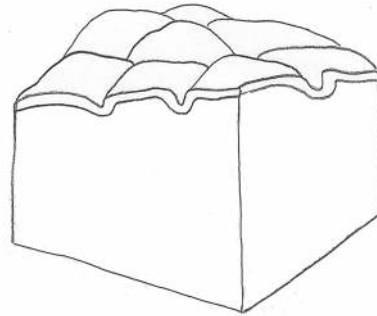
.....



5. Celiac disease is an immune reaction to eating gluten, a protein found in many cereals. The diagram shows the arrangement of normal villi and villi affected by celiac disease in the small intestine.



Normal villi



Villi affected by celiac disease

- (a) Outline the functions of the villi in the small intestine. [2]

.....
.....
.....
.....

- (b) Explain the consequences of celiac disease for absorption of digested nutrients. [2]

.....
.....
.....
.....

- (c) Wheat, barley and rye all contain gluten. Outline how a protein such as gluten is digested. [2]

.....
.....
.....
.....



Section B

Answer **two** questions. Up to one additional mark is available for the construction of your answers for each question. Answers must be written within the answer boxes provided.

6. Hormones are produced by one tissue in an organism and have their effect on a target tissue.
- (a) Describe the genetic and hormonal control of male sexual characteristics in a human. [3]
 - (b) Outline how the hormone auxin controls phototropism in plant shoots. [5]
 - (c) Compare and contrast hormonal and nervous communication. [7]
7. Variation in genetically inherited characteristics is the basis for evolution.
- (a) Outline the inheritance of blood types in the ABO blood system in humans. [4]
 - (b) Explain how genetic variation between the individuals in a species can be generated. [7]
 - (c) Outline the use of analogous and homologous traits in natural classification. [4]
8. Cellular processes at the molecular level are regulated by enzymes.
- (a) Outline the process of DNA profiling. [4]
 - (b) Outline the role of DNA polymerase III in DNA replication. [4]
 - (c) Explain the factors that affect the rate of enzyme-controlled reactions in cells. [7]



A large rectangular area containing 25 horizontal dotted lines for writing.



20EP15

Turn over

A large rectangular area containing 25 horizontal dotted lines, intended for writing.



20EP16

A large rectangular area containing 25 horizontal dotted lines for writing.



20EP17

Turn over

A large rectangular area containing 25 horizontal dotted lines, intended for writing.



20EP18

A large rectangular area containing 25 horizontal dotted lines for writing.



20EP19

Turn over

Dotted writing template for students. The page contains 20 horizontal rows of dots, providing a guide for handwriting practice.



20EP20

References:

1. Republished with permission of SPRINGER-VERLAG DORDRECHT, from Do cancer cells in human and meristematic cells in plant exhibit similar responses toward plant extracts with cytotoxic activities?, *Cytotechnology*, Noha S. Khalifa, Hoda S. Barakat, Salwa Elhallouty, Dina Salem, Volume 67, 2015; permission conveyed through Copyright Clearance Center, Inc.
- 1.(c) Republished with permission of SPRINGER-VERLAG DORDRECHT, from Do cancer cells in human and meristematic cells in plant exhibit similar responses toward plant extracts with cytotoxic activities?, *Cytotechnology*, Noha S. Khalifa, Hoda S. Barakat, Salwa Elhallouty, Dina Salem, Volume 67, 2015; permission conveyed through Copyright Clearance Center, Inc.
- 1(e) Republished with permission of American Society for Pharmacology and Experimental Therapeutics, from Mechanism of Mitotic Block and Inhibition of Cell Proliferation by the Semisynthetic Vinca Alkaloids Vinorelbine and Its Newer Derivative Vinflunine, *Molecular Pharmacology*, Vivian K. Ngan, Krista Bellman, Bridget T. Hill, Leslie Wilson and Mary Ann Jordan, Volume 60 , Issue 1, 2001; permission conveyed through Copyright Clearance Center, Inc.
2. Photo © E. Newcomb.
3. National Oceanic and Atmospheric Administration, 2021. Where Reef Building Corals Found. [map online] Available at: https://oceanservice.noaa.gov/education/tutorial_corals/media/supp_coral05a.html [Accessed 20 May 2021].

All other texts, graphics and illustrations © International Baccalaureate Organization 2021